

Daily Market Update

Wednesday, January 24, 2018

Research Team research@yuantacambodia.com, +855-23-860-800



CSX Stocks

CSX Index

Value	1D % Chg	1D Vol	Mkt Cap (KHR'bn)
336.0	-1.43	13,545	766

Stock Indicators

Stock	Close (KHR)	1D chg (%)	MTD chg (%)	YTD chg (%)	1M high (KHR)	1M low (KHR)	MTD vol (shr)	Mkt cap (KHR'bn)
PPWSA	3,500	-4.37	-9.33	-9.33	3,880	3,500	26,313	304
GTI	4,980	0.00	6.0	5.96	4,980	4,000	60,156	199
PPAP	5,100	0.00	-0.78	-0.78	5,400	4,720	16,110	105
PPSP	2,710	0.00	-3.90	-3.90	3,120	2,560	16,414	157
PAS	5,060	-0.78	-0.78	NA	5,100	4,760	13,383	434

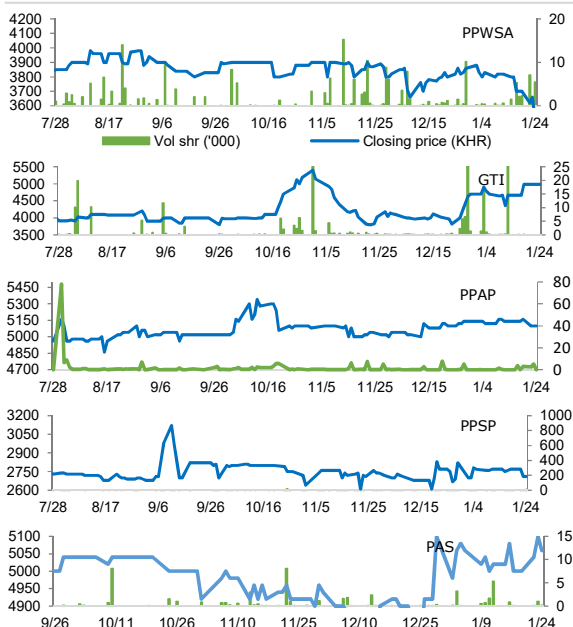
1D = 1 Day; 1M = 1 Month; MTD = Month-To-Date; YTD = Year-To-Date; Chg = Change; Vol = Volume; shr = share; Mkt cap = Market capitalization

Trading Activity by Major Type of Investors

% of trading vol.	Sell (%)			Buy (%)		
	1D	MTD	3M	1D	MTD	3M
DI	97.0	45.7	41.6	15.6	26.2	26.0
DS	0.0	0.0	0.0	0.0	0.1	0.7
LC	0.0	0.0	0.0	0.0	0.0	0.0
FI	3.0	54.3	58.4	84.4	73.7	73.2

DI: domestic individual investors; DS: domestic securities firms; LC: local general corporation; FI: foreign investors

Performance of Stocks



Key Financials	PPWSA	GTI	PPAP	PPSP	PAS
	1~3Q17	1~3Q17	2016	2016	2016
Revenue (KHR'bn)	168.6	253.2	57.1	38.2	209.0
EBIT (KHR'bn)	52.8	12.8	22.7	9.5	54.6
Net profit (KHR'bn)	22.8	10.3	16.4	5.8	26.7
EBIT margin (%)	31.3	5.1	39.8	24.9	26.1
Net margin (%)	13.5	4.1	28.8	15.3	12.8
Revenue (% YoY)	11.5	-0.7	14.5	-42.4	5.1
EBIT (% YoY)	7.0	-6.2	18.0	-61.8	3.9
Net profit (% YoY)	-24.8	-46.3	23.6	-65.0	-30.2
EPS (KHR) (ttm)	494.6	310.2	963.8	100.8	311.5
P/E (x) (ttm)	7.08	16.06	5.29	26.87	13.59
P/B (x) (mrq)	0.70	0.73	0.20	1.07	0.83

NOTE: ttm= trailing-twelve months; mrq = most recent quarter;

News Highlights

Stock Market

CSX index retreats 1.43% as PPWSA shares dove to record low Today, the CSX index retreated 1.43% to 336.0 pts. PPWSA shares plunged 4.37% from the previous close to a record low of KHR3,500, while PAS shares edged down 0.78% to KHR5,060. This morning, 13,545 shares were traded. (Source: YSC Research)

Economy and Industry

Cambodia's palm oil sector likely affected by EU new rules Cambodia's nascent palm oil sector could be affected by the new proposed rules from European Union restricting the import of palm oil, but the country's exporters is hoping that demand from Asian countries will cushion the blow. In response to environmental groups' criticism on the deforestation and ecological consequences caused by many palm oil plantations globally, European lawmakers last Wednesday proposed to reform the bloc's regulations surrounding imports of the product, and specifically ban the use of palm oil in biofuels by 2020. The EU's new rules could have a devastating effect on the global demand for palm oil if there are ratified by European governments. However, Cambodia's largest exporter of palm oil, a joint venture between the Mong Reththy group and Thailand's TCC Group, hopes to see an increase in demand from Asian nations including India and China to offset the expected drop in exports to the EU as the company's exports to the economic bloc accounts for only 15% of total exports. (Source: Phnom Penh Post)

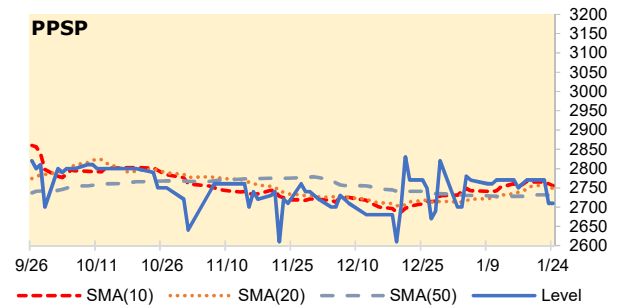
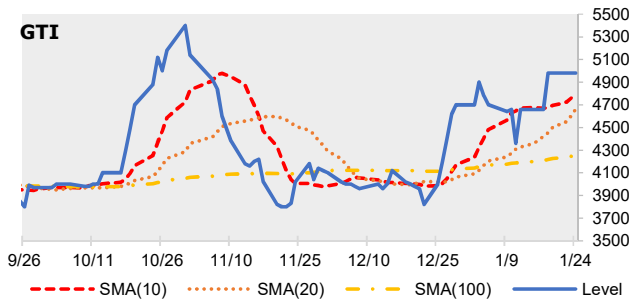
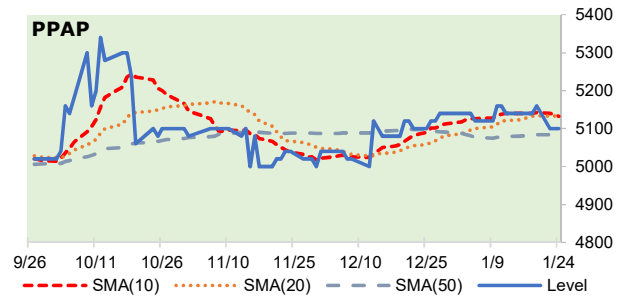
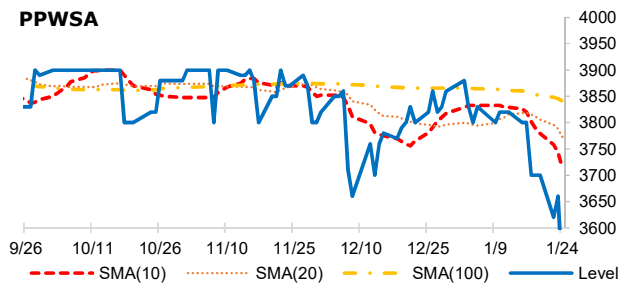
Corporate News

PAS to complete its new terminal by May Sihanouville Autonomous Port (PAS) will finish the construction of its new multipurpose seaport terminal by May, increasing its capacity to handle bigger vessels and reduce shipping costs, according to government official and port representatives. The new facility will make it easier for exporters to ship their cargo, and will enable shipments of 40,000 to 50,000 tonnes, Phan Phalla, undersecretary of state at the Ministry of Economy and Finance, said. With a depth of 13 meters, the new terminal is especially designed for the movement of retail cargo, agricultural products, coal and petrol at lower cost, according to Lou Kim Chhun, PAS's director general. He added that total investment into the new terminal is \$60mn. PAS saw a 15% hike in container movement last year. In the last five years, container traffic at the port increase by 12%. The port authority handled 460,000 TEUs in 2017, and plan to increase capacity to 1 million TEUs a year by 2023. (Source: Khmer Times)

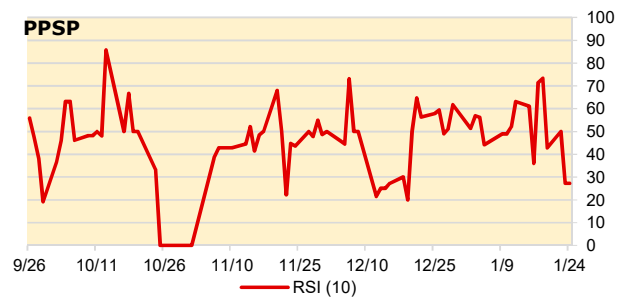
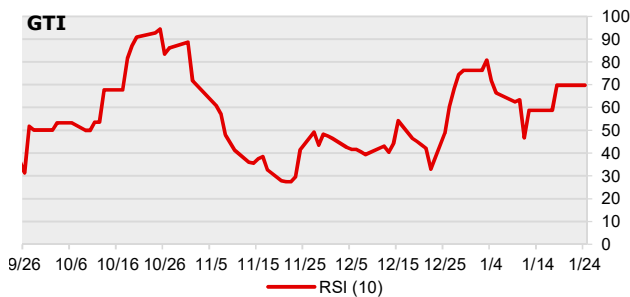
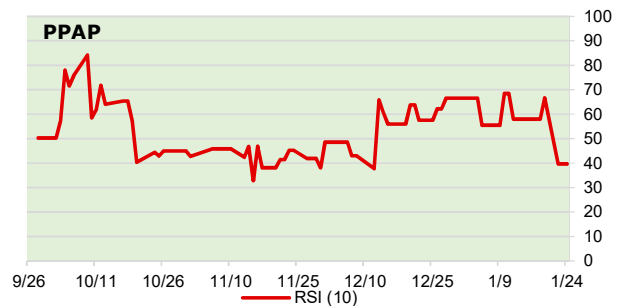
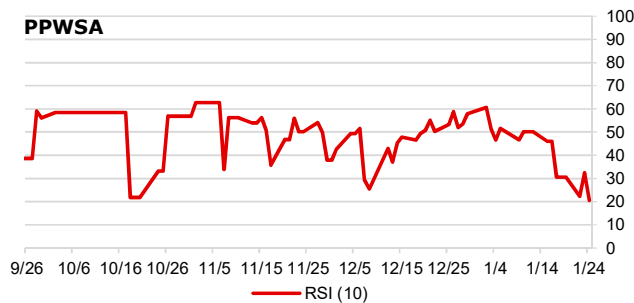
DISCLAIMER This report is prepared for information purposes only to whom it may concern. The information contained in this report was obtained from available sources we consider reliable, and it may be subject to change without notice. The report is not a solicitation of any offer to buy or sell any security. Neither Yuanta Securities (Cambodia) Plc nor its employees accept liability whatsoever for any loss arising from the use of the contents in this report. It is copyrighted material and may not be reproduced, transmitted, quoted, or distributed in any manner without the prior written consent of Yuanta Securities (Cambodia) Plc

Technical Indicators

Moving Average



Relative Strength Index



NOTE: SMA(n) = n-day simple moving average, RSI (10) = 10-day relative strength index
Source: YSC Research